

Broyhill®

when only **perfection** will do



Turf Products from Broyhill

Grounds Maintenance • Sports Turf



NOTES:

TABLE OF CONTENTS


STADIUM 80, 110, & 160	4
ES-80	5
LAWNMATE	6
PROTECH G-300	7
ES-PROTECH	8
TURF PREMIUM SPRAY BOOMS	9
ACCUSPEED WALK BOOM (THE ORIGINAL)	10
MINI-60 4X2 SPRAYER	11
SILHOUETTE I, II, AND III TRAILER	12
BALL FIELD FINISHER	13
G-FORCE MIST SPRAYER 3PT	14
G-FORCE MIST SPRAYER SKID	15
LOAD AND PACK	16-20



when only **perfection** will do

Broyhill Equipment LLC
One North Market Square | P.O. Box 475 Dakota City, NE 68731-0475
1.800.228.1003 x134
www.broyhill.com

STADIUM SPRAYER 80, 110, & 160



SPORTS TURF, LAWN CARE, AND UTILITY SPRAYERS.

COMPACT AND SAFE, LOW CENTER OF GRAVITY.

LOW-PROFILE TANK DESIGN PROVIDES SAFETY AND MAXIMUM OPERATOR VISIBILITY.

LOCKABLE TANK LID WITH ANTI-SIPHON FILL.

SELECT AN ENGINE-DRIVEN SILVER SERIES™ ROLLER OR 12-VOLT ELECTRIC DIAPHRAGM PUMP.

COMES STANDARD WITH SPRAY GUN, 25' HOSE, 10' 3-WAY FOLDING BOOM WITH ELECTRIC ON-OFF CONTROL WITH MAGNETIC MOUNT.

HEAVY DUTY STEEL SKID 47 ½" WIDE X 53" LONG.

LIQUID FILLED PRESSURE GAUGE.

FILL WELL SPILL-MOAT, RETURNS CHEMICAL SPILLS TO TANK.

ES-80 ELECTRIC SPRAYER



BROYHILL LAUNCHES A NEW LINE OF BATTERY-POWERED “ZERO EMISSION” SPRAYERS DESIGNED SPECIFICALLY FOR LAWN CARE AND GOLF COURSES.

THE ES UNITS OR “ELECTRIC SPRAYERS” OFFER A MORE SUSTAINABLE AND ENVIRONMENTALLY FRIENDLY OPTION FOR CUSTOMERS.

24 VOLT 3KWH LITHIUM ION INTELLIGENT ROLLER PUMPING SYSTEM.

RUNTIME: 5-6HRS @40 PSI CHARGE TIME: 6HRS.

FOR ES-80 SPRAYER, ES-110 SPRAYER, ES-160 SPRAYER, LAWNMATE PICKUP SPRAYER, PROTECH G-300 TRAILER & SKID SPRAYER.

LAWNMATE SERIES



DURABLE AND ECONOMICAL SKID/TRAILER LAWN CARE, TURF AND UTILITY SPRAYER. PICKUP TRUCK COMPATIBLE.

AVAILABLE IN 150, 200, 300 LOW PROFILE TANKS.

THREE PUMP OPTIONS (CENTRIFUGAL, ROLLER OR DIAPHRAGM) ACCOMMODATE MOST SPRAYING APPLICATIONS.

BRIGGS, CHAMP, OR HONDA ENGINE OPTIONAL.

OPTIONAL ACCESSORIES AVAILABLE:

- Bolt on trailer assembly and jack-stand to convert your skidded unit to a trailered unit.
- 15 or 21 ft. vari-spacing boom assembly with a choice of 8 way manual or electric valve boom control.
- Live pressure hose reel and mounting bracket.
- Spray gun kits with a choice of 50, 100, or 200 ft. of hose.
- AccuSpeed walk boom compatible.
- Root feeder compatible for injecting liquid fertilizer into hard, compact soils.

PROTECH G-300



TRAILER OR SKID SPRAYER FOR TURF AND FAIRWAY SPRAYERS.

SPECIAL LOW-PROFILE POLY TANK COMES IN 300-GALLON CAPACITY.

FILL WELL SPILL-MOAT RETURNS CHEMICAL SPILLS TO TANK.

TANK VOLUME MARKINGS CAN BE GAUGED FROM OPERATOR'S SEAT.

HIGH-VOLUME CENTRIFUGAL PUMPING SYSTEM WITH QUADRA-JET.

AGITATION ENSURES TOTAL CHEMICAL MIXING; DIAPHRAGM PUMP WITH STAINLESS STEEL PADDLE AGITATION OPTIONAL.

TRAILER FEATURES 31" X 13.5" X 15" TURF TIRES (MINIMUM GROUND PRESSURE).

8-HP HONDA ENGINE.

A NUMBER OF OPTIONS AVAILABLE FOR THIS UNIT INCLUDE:

- Spray Gun Kits.
- Hose Reel Assemblies.
- Electric or Manual control packages.
- 15 ft. or 21 ft. premium low profile, 3 section booms.

THE SKID FEATURES A HEAVY DUTY BOXED DESIGN FRAME FOR RUGGED PICKUP OR FLATBED INSTALLATIONS, AN OPTIONAL TRAILER PACKAGE IS AVAILABLE.

ES-PROTECH 300



BATTERY ELECTRIC TRAILER SPRAYER OR SKID SPRAYER FOR TURF SPRAYERS AND FAIRWAY SPRAYERS.

CENTRIFUGAL PUMPING SYSTEM.

75 GPM / 60 PSI PUMP PERFORMANCE.

LITHIUM ION INTELLIGENT BATTERY WITH 110 VOLT AC CHARGER 3KWH NOMINAL ENERGY.

RUNTIME: 5-6HRS @40 PSI.

110 VOLT CHARGE TIME = APPROX. 6 HRS.

300 GALLONS.

ELECTRIC MOTOR WITH VARIABLE SPEED CONTROL.

TOTALLY SELF-CONTAINED SPRAY UNIT. (NO OTHER POWER SOURCE REQUIRED).

LOW-PROFILE POLY TANK COMES IN 300-GALLON CAPACITY.

FILL WELL SPILL-MOAT PREVENTS CHEMICAL SPILLS.

TANK VOLUME MARKINGS CAN BE GAUGED FROM OPERATOR'S SEAT.

HIGH-VOLUME CENTRIFUGAL PUMPING SYSTEM WITH QUADRA-JET AGITATION ENSURES TOTAL CHEMICAL MIXING-DIAPHRAGM PUMP WITH STAINLESS STEEL PADDLE AGITATION OPTIONAL.

TRAILER FEATURES 31" X 13.5" X 15" TURF TIRES. (MINIMUM GROUND PRESSURE).

TURF PREMIUM SPRAY BOOMS



FOR VEHICLE-MOUNTED OR TOW-BEHIND SPRAYERS.

CONSTRUCTED OF HEAVY-DUTY 1.25" STEEL SQUARE TUBING.

TRADITIONAL NOZZLE BODY PROTECTORS REDUCE NOZZLE BODY DAMAGE.

PATENTED CAST-IRON HINGES ADD YEARS OF DEPENDABLE SERVICE.

DIAPHRAGM NOZZLE STOPS DRIPPING WHEN SPRAYER IS INACTIVE.

STAINLESS STEEL NOZZLE TIPS ENSURE AN EVEN SPRAY PATTERN AND LONG PRODUCT LIFE.

OPTIONAL ACCESSORIES INCLUDE:

- Foam marker.
- Electric wing lifts.
- Etc.

I-2567-15', 3 SECTION, LOW PROFILE, BOOM PROTECTORS, 10" SPACING (CLOSE TO THE GROUND).

I-2567-21', 3 SECTION STANDARD PROFILE, BOOM PROTECTORS, 20" SPACING (STANDARD BOOM HEIGHT).

ACCUSPEED WALK BOOM



WALKING TURF SPRAY BOOM – PUSH BOOM.

SAFE & ACCURATE CHEMICAL APPLICATION.

DIGITAL SPEEDOMETER AND TOP-MOUNTED PRESSURE GAUGE HELP OPTIMIZE WALKING/APPLICATION SPEED.

HIGH-QUALITY SPRAY GUN WITH TRIGGER LOCK AND 1/2" COUPLERS FOR EASY OPERATION AND QUICK DISCONNECT.

STANDARD, 80" STAINLESS-STEEL BOOM FEATURES EIGHT DIAPHRAGM-CHECK NOZZLE BODIES FOR DRIP-FREE OPERATION.

WELL-BALANCED DESIGN WITH SEMI-PNEUMATIC RUBBER TIRES FOR SMOOTH MANEUVERABILITY.

1000'S SOLD.

OPTIONS INCLUDE:

- Third wheel kit.
- See-through drift cover.
- Carrier assembly.

MINI-60 4X2 SPRAYER



UTV LAWN CARE, TURF AND UTILITY SPRAYER.

60-GALLON POLY TANK AND COMPACT DESIGN FITS MOST UTV'S.

NOW AVAILABLE WITH ENGINE-DRIVEN SILVER SERIES™ ROLLER OR ELECTRIC PUMP FOR AN EVEN MIX AND QUIET OPERATION.

COMES STANDARD WITH TRIGGER SPRAY GUN, 25' HOSE, AND 10' THREE-WAY FOLDING BOOM WITH ELECTRIC ON/OFF CONTROL.

3.5-HP BRIGGS OR OPTIONAL 4-HP HONDA ENGINE OR 12 VOLT ELECTRIC.

HEAVY DUTY STEEL SKID 21 ½" X 26" LONG.

LIQUID PRESSURE GAUGE, LINE STRAINER.

25' HOSE WITH SPRAY GUN AND HOSE HANGER.

SILHOUETTE I TRAILER

HEAVY-DUTY TRAILER 9-GAUGE EXPANDED METAL BOTTOM.

42" WIDE X 32" LONG X 9" HIGH ON 13" X 6.5" X 6" PNEUMATIC TIRES WITH GREASE-ABLE BEARINGS.

TRAILER WEIGHT 163 LBS.

STANDS ON END FOR EASY STORAGE.

ROUNDED TAILGATE ELIMINATES INJURY FROM SHARP CORNERS.

OPTIONAL FRONT ROLLER HOLD-DOWN KIT ACCOMMODATES VARIOUS GREENS MOWERS.

TAILGATE PROVIDES RAMP WHEN LOWERED, MAKING EASIER LOADING.

500LB. CAPACITY OFF ROAD ONLY.



SILHOUETTE II TRAILER

HEAVY-DUTY TRAILER 9-GAUGE EXPANDED METAL BOTTOM.

48" WIDE X 61" LONG X 9" HIGH.

TRAILER WEIGHT 272 LBS.

18" X 8.5" X 8" PNEUMATIC TIRES WITH GREASEABLE NEEDLE BEARINGS.

STANDS ON END FOR EASY STORAGE.

ROUND TAILGATE ELIMINATES POTENTIAL INJURY FROM SHARP CORNERS.

TAILGATE PROVIDES AN 18.5" RAMP WHEN LOWERED, MAKING IT EASIER TO LOAD EQUIPMENT.

1,000 LB. CAPACITY OFF ROAD ONLY.



SILHOUETTE III EXTREME CAP. TRAILER

TANDEM AXLE.

HIGH SIDES FOR EXTREME LOADS.

CHECK WITH FACTORY FOR AVAILABILITY.

OFF ROAD ONLY.



BALLFIELD FINISHER



BALL FIELD GROOMER WITH OPTIONAL 2 POINT LIFT SYSTEM ATTACHES TO VARIOUS TURF VEHICLES INCLUDING:

- John Deere (TS, TX, TG, XUV, HPX)
- Kubota (RTV X900/X1100)
- Polaris (Ranger)
- Club Car (Carry All, 272)
- Honda (Pioneer 500/700)
- Can Am (Defender)
- As well as others.

STANDARD FLIP-UP SCARIFIER AND 45 DEGREE TROWL BAR FOR EASIER GRADING, SURFACE BREAK-UP, OR LANDSCAPING.

12" X 2" RUBBER FLAILS WITH KNOBBY PATTERN ENSURES A QUALITY PATTERN DEFINITION FOR ALL TYPES OF SOIL.

OPTIONAL ELECTRIC TWO-POINT LIFT RAISES OR LOWERS ATTACHMENTS ON REAR VEHICLE FOR EASY USE AND TRANSPORT:

- Steel main frame, 2 lifting points for chain hook up.
- 12 volt electric lift cylinder, 500 lb capacity.
- Electric control switch allows control from drivers seat.

QUICK ATTACH AND DETACH FOR OPERATOR CONVENIENCE.

OPTIONAL; FINISHING BRUSH, 74" WIDE WITH 12" BRUSHES FOR A SMOOTHER FINISH.

G-FORCE MIST SPRAYER 3 POINT



GFORCE UNIT 15" FAN HP.

**SPRAY CONTROL CENTER
(EASY ACCESS-SAFETY, COPIED BY COMPETITORS).**

ELECTRIC ON/OFF CONTROL BOX.

DUAL GLYCERIN FILLED PRESSURE GAUGE SYSTEM.

DUAL JET AGITATION (ALL TANKS).

3-WAY DRAIN VALVE.

HYPRO 6 ROLLER PUMP (SMOOTH, QUIET, HIGH QUALITY).

540 PTO SHAFT WITH CHAIN HANGER.

FORK TRUCK LIFT (ALL SIDES).

HANDGUN WITH 25" HOSE AND HOSE HANGER.

210 DEGREE VOLUTE ROTATION.

**VOLUTE-4 NOZZLE, GALV. STEEL WITH RAPTOR COATING IN/OUT
URETHANE (SPECIAL 2 PART CHEMICAL RESISTANT PAINT).**

EASY-FILL POLY TANKS WITH GALV. STRAPS.

**HYD. CYLINDER (2X8) FOR 210 DEGREE VOLUTE ROTATION,
(NO HYD HOSES INCLUDED).**

WINTERIZING VALVE SYSTEM (NO MORE FROZEN PUMPS).

OPTIONS AVAILABLE:

- 40,60,100 & 150 GALLON TANKS.
- 12 volt elec. Fan rotation on volute in lieu of Hydraulic cylinder.

G-FORCE MIST SPRAYER SKID



PICKUP OR UTV'S – FITS MOST.

15, 25, AND 40 GALLON POLY TANK OPTIONS. EASY FILL WITH DRAIN.

9" FAN WITH ELECTRIC START KOHLER PRO 209CC 7 HP.

GLYCERIN FILLED PRESSURE GAUGE.

12 VOLT ELECTRIC PUMP, 2 GPM @10 PSI: 1 GPM @ 60 PSI.

VOLUTE – 2 NOZZLE, GALV. STEEL WITH RAPTOR COATING IN/OUT.

**210 DEGREE MANUAL ROTATION/VOLUTE
(CAN SPRAY IN OPPOSITE DIRECTIONS).**

**SPRAY COVERAGE FROM 65' HORIZONTAL; 30' VERTICAL
(DEPENDS ON WIND).**

ON/OFF ELECTRIC SPRAY CONTROLS.

HAND WAND WITH 15' HOSE – STD.

URETHANE (SPECIAL) 2 PART CHEMICAL RESISTANT PAINT.

BATTERY NOT INCLUDED (LAWN & GARDEN TYPE).

WT. 160 LBS. DIM. 24" WIDE X 34" LONG.

Broyhill®

when only **perfection** will do

Load and Pack from Broyhill

Refuse vehicle for parks, beaches, and trails.



Broyhill
Leaf
Mulch
Fer
COMPACTOR BOX



The Broyhill
Broyhill
Broyhill Co.

LOAD AND PACK



LOAD AND PACK REFUSE VEHICLE FOR PARKS, BEACHES, AND TRAILS.

ONE PERSON OPERATION.

REDUCES WORKERS COMP.

SAVES TIME AND CUTS COSTS.

EMPTIES UP TO 400-600 TRASH CANS PER DAY.

4 CAMERA VIEWS IN CAB INCREASES SAFETY.

WHITE NYLON WHISKERS/WIND SCREEN KEEPS GARBAGE IN COMPACTOR.

5 SECOND CYCLE FOR TRASH CANS. EMPTIES ALL TRASH IN COMPACTOR.

4 TO 1 COMPACTING COMPRESSES TO 38 CU YDS FROM 9.5 CU YD INPUT.

CUSTOMIZED POLY LIDS FOR 55 GALLON DRUMS. (WITH YOUR LOGO.)

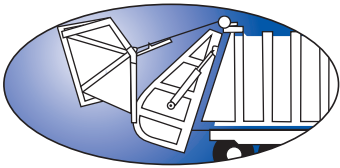
INCREASE YOUR ROI BY TAKING A SERIOUS LOOK AT:

- Your improved collection times and work comp. claims/exposure.
- Stop the dangers of potential drugs, razor blades, needles, syringes, broken glass, or other sharp objects.
- Keep your employees away from systemic infections, viruses, or other diseases.

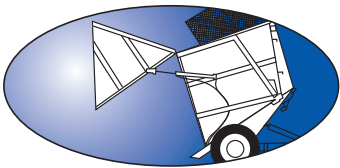
LOAD AND PACK



**FRONT DUMPING
4 TO 1
COMPACTOR BOX**



**REAR DUMPING
4 TO 1
COMPACTOR BOX**



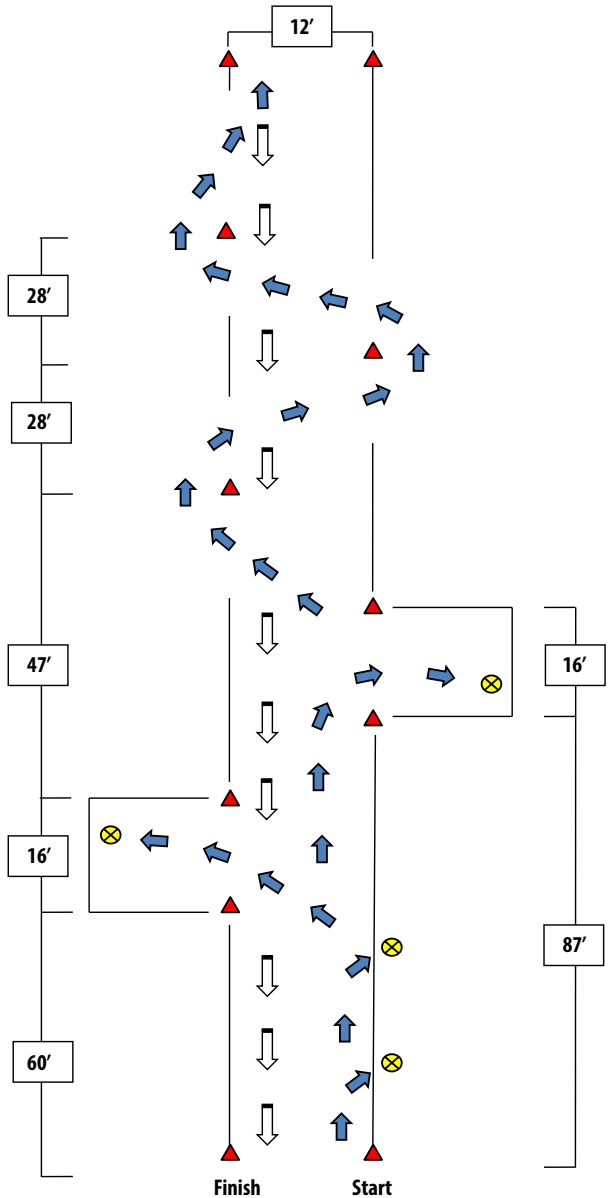
**SELF DUMPING
4 TO 1
COMPACTOR BOX**

LOAD AND PACK

Load and Pack Training Course

Operator will drive forward through the course picking up the 1st & 2nd trash cans on the right. Then proceed forward taking a left in between the cones to pick up the 3rd trash can. Operator will then back up on to the main path then proceed forward and turn right between the second set of cones to pick up the 4th trash can. Operator will then back up on to the main path and proceed forward passing on the left side of the 1st cone, then on the right side of the 2nd cone, then on the left side of the 3rd cone. Operator will then return to the middle of the training path and complete the course by backing the entire length of the path back to the finish line.

- ⊗ Trash Cans
- ▲ Orange Cones
- ⇩ Backing Up



LOAD AND PACK



BROYHILL FACTORY ASSEMBLY. Made in the U.S.A.